

ELESA original design PR-CH / LPR

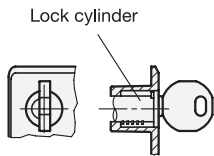


1 Type

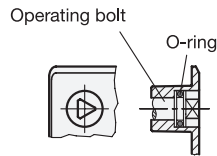
- Operation with
- SC** key (same lock)
- SU** key (different lock)
- SM** key (different lock, with master key)
- DK** triangular spindle (DK6,5)
- VK** square spindle (VK7)
- VDE** double bit

4 Identification no.

- 1** Operation, in drawn position, at the top left
- 2** Operation, in drawn position, at the top right



Type **SC / SU / SM**



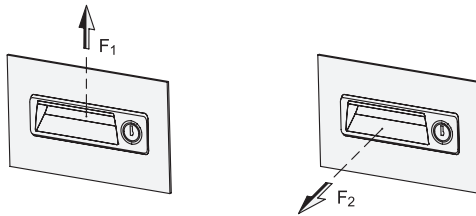
Type **DK**



Type **VK**



Type **VDE**



2

3

GN 731.2 (Latch steel)

Latch crimping z	A₁	A₂	Latch length l				F₁ in N	F₂ in N
0	23	23	18	22	32	46	3600	1500
2	21	25	25	28	35	-	3600	1500
5	18	28	30	33	36	-	3600	1500
8	15	31	33	-	-	-	3600	1500
12	11	35	27	-	-	-	3600	1500

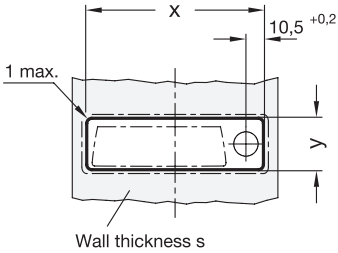
2

3

GN 731.5 (Latch Stainless Steel only available for type DK, VK and VDE)

Latch crimping z	A₁	A₂	Latch length l			F₁ in N	F₂ in N
0	23	23	20	32	46	3600	1500
3	20	26	45	-	-	3600	1500

Construction and assembly instructions



1) The recess in the door for mounting the locking mechanisms with gripping tray must be cut as shown in the outline drawing opposite.


The recess dimension y is to be made depending on the sheet metal thickness of the door. The appropriate values are shown in the table

Wall thickness s	$x + 0,3$	$y + 0,1$
0,7 ... 1,0	110	30,5
> 1,0 ... 1,5	110	30,7
> 1,5 ... 2,2	110	31,7

2) Deburr the gripping tray before fitting it into the recess.

3) First insert the top of the gripping tray into the opening.

4) Then push in the bottom side until the latch elements clip into place.



Specification



- Plastic
 - Technopolymer (Polyamide PA)
 - glass fiber reinforced
 - temperature resistant up to 80 °C
 - black-grey, RAL 7021



• GN 731.2

- Lock cylinder
Zinc die casting
- Key
Brass, nickel plated
- Latch, washer, screw
Steel, zinc plated

• GN 731.5

- Operation
Technopolymer (Polyamide PA)
- glass fiber reinforced
- Latch, washer, screw
Stainless Steel AISI 304

• RoHS compliant

Accessory

- Master keys for type SM (GN 731.2) available on request.

Information

Latches with gripping tray GN 731.2 / GN 731.5 are used in applications which require a moulded recess in addition to the latching mechanism, e.g. if operating elements are not allowed to protrude for reasons of space.

A turning motion limited to 90°, e.g. of the triangle in Type DK, locates the locking behind the frame to close the door. The latches of different lengths, some of which are crimped, can be mounted for foldover, opening up a wide range of applications.

The details on load-bearing capacity F_1 and F_2 were determined with a wall thickness $s = 1,5$ mm.

Locking mechanisms GN 731.2 / GN 731.5 are supplied loose with latch. The socket keys are included.

How to order (with latch steel)

GN 731.2-SC-2-35-1-SG

1	Type
2	Latch crimping z
3	Latch length l
4	Identification no.
5	Finish

How to order (with latch Stainless Steel)

GN 731.5-VK-3-45-2-SG

1	Type
2	Latch crimping z
3	Latch length l
4	Identification no.
5	Finish