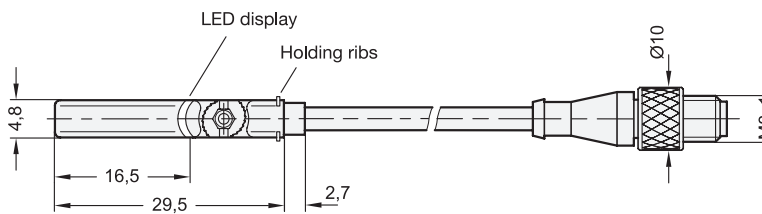


### 1 Type

T for T-groove cylinder

### 2 Connection type

S Plug



3

Cable length I in meter	d
0,3	3

## Specification

- Housing  
Plastic
- Cable (Outer sheath)  
Polyurethan PUR  
black
- Plug  
Plastic, 3-pole
- Knurled screw connection
  - Brass, nickel plated
  - freely rotating
- Temperature range: -30 °C to +80 °C
- Protection class IP 65, IP 67
- IP-Protection classes → Page 1482
- Elastomer characteristics → Page 1483
- RoHS

## Information

The sensor GN 3380 detects the piston position of pneumatic cylinders with magnetic pistons. Cylinders installed in pneumatic clamps enable the position detection of the clamp itself by means of this sensor. Upon reaching the switch point, the sensor electronics deliver a high signal, for instance to a machine controller, and also indicate this switch state via the integrated LED.

For installation, the sensor is inserted into the cylinder groove from above. The side retaining ribs prevent it from falling out. A quarter turn of the fastening screw quickly and reliably locks the sensor into place in the groove.



see also...

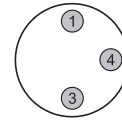
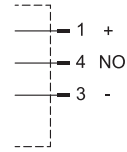
- Swing clamps GN 875 → New products
- Heavy-duty pneumatic toggle clamps GN 861 → Page 574
- Heavy-duty pneumatic toggle clamps GN 863 → Page 563

### How to order

GN3380-T-S-0,3

1	Type
2	Connection type
3	Cable length I

Electrical properties	
Output function	Normally open (NO)
Output type	PNP
Supply voltage	10 V DC - 30 V DC
Continuous current $I_a$	$\leq 100$ mA
Connection type Plug (S)	3-pole plug M8x1, with knurled screw connection, with PUR cable 0,3 m
Switching frequency	1000 Hz
Power consumption	$\leq 8$ mA
Voltage drop	$\leq 2$ V
Protection class	III
Response sensitivity	3 mT
Overrun distance	10 mm
Hysteresis	$< 0,8$ mT
Repeatability	$\leq 0,1$ mT
Shock and vibration resistance	30 g, 11 ms / 10 ... 55 Hz, 1 mm
EMC	According to EN 60947-5-2
Switch state LED	Yes
Reverse polarity protection	Yes
Short-circuit protection	Yes
Approvals, conformity declarations CE marking UL	 



1.1

1.2

1.3

1.4

2.1

2.2

2.3

2.4

