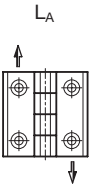
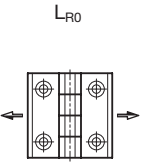

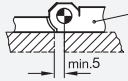
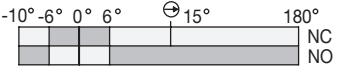
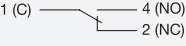




Mechanical features		
Maximum load Information without safety factor Examples of calculation → see operating instruction	  	
	Load F in N 2100 2800 1300	
Fixing	Types SH, SL und SR with countersunk for countersunk screws e.g. DIN 7991 <div style="float: right; text-align: right;"> Mounting information  Connection side min. 5 </div>	
Recommended torque	5 Nm (Screws M6)	
Protection class	IP67	acc. to EN 60529
Switching principle, contact opening	Changeover contact, with positive opening	acc. to IEC 60947-5-1
Contact material	Silver alloy Ag 90 Ni 10	
Operating travel diagram (scheme)	The switching points are fix at 6°. By reaching the lifespan, it can rise up to 9°. → see operating instruction <div style="text-align: right;">  </div>	
Maximum operating frequency	1200 / hour	
Mechanical life span	10 ⁶ operating cycles	acc. to IEC 60947-5-1
Actuating speed	min. 2° / second, max. 90° / second	

Electrical and safety features		
Utilization category	DC 13: 24 Vdc / 4A or 127 Vdc / 0,3A AC 15: 220 Vac / 4A or 440 Vac / 3A	acc. to EN 60947-5-2 acc. to EN 60947-5-1
Contact termination 4-pole plug M12 or cable with 2 m or 5 m length	  1 - blue 4 - black 2 - grey	
Pin and cable assignment		
Type of cable	UL/CSA STYLE 2587 3X AWG 22	
Short-circuit current	1000 A	
Rated insulation voltage	250 V	
Short-circuit protection	6 A, 500 V, Typ gl	
Ambient temperature	- 20 ° C ... + 80 ° C	
Degree of pollution, external	3	
Mission time (T_M)	20 years	
Number of cycles (B10 d)	2 000 000	

Approvals, Conformities		
Low-voltage switchgear and controlgear CE declaration		EN 60947-1-5 : 2003 + A1/2009

Other important details and hints are given in the operating instructions for GN 239.4 hinges which are included with every hinge and which are also available as PDF downloads from „www.ganter-griff.com“ under ‚Service‘.

The hinges with switch must be mounted and commissioned by qualified technical personnel in compliance with the details given in the operating instructions and with the national and international rules and regulations and the applicable standards. Otto Ganter GmbH & Co. KG will assume no statutory liability for missing or incorrect information and for any consequences arising therefrom.